

The Kia K4



Movement that inspires



Dare to Progress

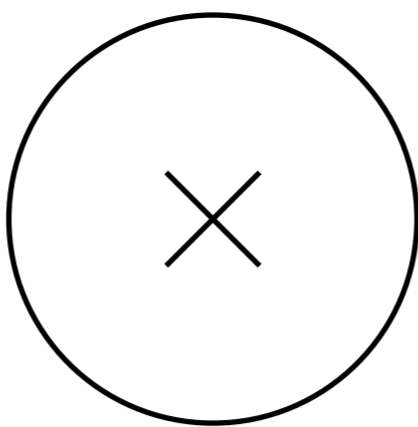
A boundary breaking sedan
primed for the future



Always moving forward,
we dare to defy the ordinary.
Our originality brings
inspiration to reality.

The Kia K4 is a bold, new movement
that adds a dose of 'extraordinary'
to our everyday lives.





Highlights	Design Exterior Interior	Convenience
Performance	GT-Line	Safety
Color & Trim	Dimensions	




Opposites unite in style

Sleek and contrasting modern contours let the K4's progressive character shine through from any angle. New thinking leads the way forward.



≡ K4 Highlights

Explore the many ways new ideas and novel technology come together to create a dynamic, future-proof sedan.




Design

Every aerodynamic detail of the K4 speaks to the possibilities of what a modern sedan can be.

Convenience

Seamless connectivity takes the cabin's sensory appeal to the next level for everyone on board.



Performance

Inspiring power and agile handling combine to deliver a robust and responsive driving experience.

Safety

A suite of advanced technologies keep watch over the K4 to help protect those inside and out.



≡ Design



≡ Exterior

A glimpse into the future

With sinuous flowing lines and a fastback silhouette, the K4 expresses ambition, boldness, energy and strength. Every curve transcends what we've come to expect from a compact sedan.



LED headlamps



17-inch alloy wheels



Wide sunroof



Hidden rear outside door handles

LED rear combination lamps



≡ Interior

Driver-focused innovation

With an inspiring new fusion of technology, comfort, function, and visual appeal, the K4's cabin transcends traditional design values to place the driver at the center of attention.



Ultra-wide panoramic display

Adjustable-diameter cup holder



Electronic chromic mirror





Convenience



≡ Convenience



Head-up display (HUD)

*Available from October 2025



Electronic parking brake (EPB) button

≡ Convenience



Driver position memory system



Harman Kardon sound system

≡ Convenience



Wireless charging pad



Rear seat USB port and storage tray

☰ Performance



≡ Performance

Refined dynamics for an elevated drive

Smooth power distribution coupled with light and responsive handling make for a sporty and engaging driving experience in the urban playground or on the outskirts of town.



≡ GT-Line Exterior

Head-turning accents for a bold impression

In the tradition of modified performance sportscars, the K4 GT-Line offers unique colors and styling details such as body-colored trim elements.



Radiator grille & front bumper

18-inch alloy wheels & black high-gloss side sill molding



Black high-gloss outside mirrors

Rear bumper



≡ GT-Line Interior

A new fusion of colors and materials

The exclusive Onyx Black interior combines high-tech black treatments with contrasting gray design elements for sporty driving allure.



GT-Line steering wheel

Metal sport pedals



Paddle shifters



☰ Safety



≡ Safety


In good hands at every moment and every turn

The Kia K4 offers a host of advanced safety and convenience technologies to give all occupants ultimate peace of mind.



Forward Collision-Avoidance Assist 2 (FCA 2) warns you or assists with braking if it detects a risk of collision with another vehicle, a motorcyclist, a pedestrian, or a cyclist. It also assists the driver with collision avoidance by using evasive steering maneuvers.

≡ Safety



Blind-Spot Collision-Avoidance Assist (BCA) warns you if there is a risk of collision with a rear-side vehicle in the blind-spot while changing lanes. BCA also automatically assists with emergency braking when forward exiting a parallel-parking spot if there is a risk of collision with a vehicle approaching from behind.

≡ Safety



Reverse Parking Collision-Avoidance Assist (PCA-R) warns you and assists with emergency braking if risk of collision with a pedestrian or a rear object while reversing is detected.

≡ Safety



Blind-Spot View Monitor (BVM) displays the rear-side image of the corresponding direction when the turn signal switch is engaged.



Surround View Monitor (SVM) displays a variety of views of the situation around the vehicle for safe parking.

≡

Exterior Colors

- Base Model
- GT-Line



Clear White (UD) ✓

Snow White Pearl (SWP)

Morning Haze (DM4)

Steel Gray (KLG)

Fiery Red (R4R)

Azure Blue (B2R)

Interstellar Gray (AG9)

Aurora Black Pearl (ABP)

Wavy Blue (WVB)

Wheels

- 
16-inch
steel cover wheels
- 
16-inch
alloy wheels
- 
17-inch
alloy wheels

≡

Exterior Colors

- Base Model
- GT-Line



Clear White (UD) ✓

Snow White Pearl (SWP)

Morning Haze (DM4)

Steel Gray (KLG)

Fiery Red (R4R)

Azure Blue (B2R)

Interstellar Gray (AG9)

Aurora Black Pearl (ABP)

Wavy Blue (WVB)

Wheels

- 
18-inch
alloy wheels
(A type)
- 
18-inch
alloy wheels
(B type)

≡

Exterior Colors

- Base Model
- GT-Line



Clear White (UD)	Snow White Pearl (SWP) ✓	Morning Haze (DM4)
Steel Gray (KLG)	Fiery Red (R4R)	Azure Blue (B2R)
Interstellar Gray (AG9)	Aurora Black Pearl (ABP)	Wavy Blue (WVB)

Wheels

- 
16-inch
steel cover wheels
- 
16-inch
alloy wheels
- 17-inch
alloy wheels

≡

Exterior Colors

- Base Model
- GT-Line



Clear White (UD)	Snow White Pearl (SWP) ✓	Morning Haze (DM4)
Steel Gray (KLG)	Fiery Red (R4R)	Azure Blue (B2R)
Interstellar Gray (AG9)	Aurora Black Pearl (ABP)	Wavy Blue (WVB)

Wheels

- 18-inch
alloy wheels
(A type)
- 
18-inch
alloy wheels
(B type)

≡

Exterior Colors

- Base Model
- GT-Line



Clear White (UD)

Snow White Pearl (SWP)

Morning Haze (DM4) ✓

Steel Gray (KLG)

Fiery Red (R4R)

Azure Blue (B2R)

Interstellar Gray (AG9)

Aurora Black Pearl (ABP)

Wavy Blue (WVB)

Wheels


16-inch
steel cover wheels


16-inch
alloy wheels

 ✓
17-inch
alloy wheels

≡

Exterior Colors

- Base Model
- GT-Line



Clear White (UD)

Snow White Pearl (SWP)

Morning Haze (DM4) ✓

Steel Gray (KLG)

Fiery Red (R4R)

Azure Blue (B2R)

Interstellar Gray (AG9)

Aurora Black Pearl (ABP)

Wavy Blue (WVB)

Wheels

 ✓
18-inch
alloy wheels
(A type)


18-inch
alloy wheels
(B type)

≡

Exterior Colors

- Base Model
- GT-Line



Clear White (UD)	Snow White Pearl (SWP)	Morning Haze (DM4)
Steel Gray (KLG) ✓	Fiery Red (R4R)	Azure Blue (B2R)
Interstellar Gray (AG9)	Aurora Black Pearl (ABP)	Wavy Blue (WVB)

Wheels

- 
16-inch
steel cover wheels
- 
16-inch
alloy wheels
- 
17-inch
alloy wheels

≡

Exterior Colors

- Base Model
- GT-Line



Clear White (UD)	Snow White Pearl (SWP)	Morning Haze (DM4)
Steel Gray (KLG) ✓	Fiery Red (R4R)	Azure Blue (B2R)
Interstellar Gray (AG9)	Aurora Black Pearl (ABP)	Wavy Blue (WVB)

Wheels

- 
18-inch
alloy wheels
(A type)
- 
18-inch
alloy wheels
(B type)

≡

Exterior Colors

- Base Model
- GT-Line



Clear White (UD)	Snow White Pearl (SWP)	Morning Haze (DM4)
Steel Gray (KLG)	Fiery Red (R4R) ✓	Azure Blue (B2R)
Interstellar Gray (AG9)	Aurora Black Pearl (ABP)	Wavy Blue (WVB)

Wheels



16-inch
steel cover wheels



16-inch
alloy wheels



17-inch
alloy wheels

≡

Exterior Colors

- Base Model
- GT-Line



Clear White (UD)	Snow White Pearl (SWP)	Morning Haze (DM4)
Steel Gray (KLG)	Fiery Red (R4R) ✓	Azure Blue (B2R)
Interstellar Gray (AG9)	Aurora Black Pearl (ABP)	Wavy Blue (WVB)

Wheels



18-inch
alloy wheels
(A type)



18-inch
alloy wheels
(B type)

≡

Exterior Colors

Base Model

GT-Line



Clear White (UD)	Snow White Pearl (SWP)	Morning Haze (DM4)
Steel Gray (KLG)	Fiery Red (R4R)	Azure Blue (B2R) ✓
Interstellar Gray (AG9)	Aurora Black Pearl (ABP)	Wavy Blue (WVB)

Wheels



16-inch
steel cover wheels



16-inch
alloy wheels



17-inch
alloy wheels ✓

≡

Exterior Colors

Base Model

GT-Line



Clear White (UD)	Snow White Pearl (SWP)	Morning Haze (DM4)
Steel Gray (KLG)	Fiery Red (R4R)	Azure Blue (B2R) ✓
Interstellar Gray (AG9)	Aurora Black Pearl (ABP)	Wavy Blue (WVB)

Wheels



18-inch
alloy wheels
(A type) ✓



18-inch
alloy wheels
(B type)

≡

Exterior Colors

- Base Model
- GT-Line



Clear White (UD)	Snow White Pearl (SWP)	Morning Haze (DM4)
Steel Gray (KLG)	Fiery Red (R4R)	Azure Blue (B2R)
Interstellar Gray (AG9) ✓	Aurora Black Pearl (ABP)	Wavy Blue (WVB)

Wheels

- 

16-inch
steel cover wheels
- 

16-inch
alloy wheels
- 

17-inch
alloy wheels

≡

Exterior Colors

- Base Model
- GT-Line



Clear White (UD)	Snow White Pearl (SWP)	Morning Haze (DM4)
Steel Gray (KLG)	Fiery Red (R4R)	Azure Blue (B2R)
Interstellar Gray (AG9) ✓	Aurora Black Pearl (ABP)	Wavy Blue (WVB)

Wheels

- 

18-inch
alloy wheels
(A type)
- 

18-inch
alloy wheels
(B type)

≡

Exterior Colors

- Base Model
- GT-Line



Clear White (UD)	Snow White Pearl (SWP)	Morning Haze (DM4)
Steel Gray (KLG)	Fiery Red (R4R)	Azure Blue (B2R)
Interstellar Gray (AG9)	Aurora Black Pearl (ABP) ✓	Wavy Blue (WVB)

Wheels



16-inch
steel cover wheels



16-inch
alloy wheels



17-inch
alloy wheels

≡

Exterior Colors

- Base Model
- GT-Line



Clear White (UD)	Snow White Pearl (SWP)	Morning Haze (DM4)
Steel Gray (KLG)	Fiery Red (R4R)	Azure Blue (B2R)
Interstellar Gray (AG9)	Aurora Black Pearl (ABP) ✓	Wavy Blue (WVB)

Wheels



18-inch
alloy wheels
(A type)



18-inch
alloy wheels
(B type)

≡

Exterior Colors

- Base Model
- GT-Line



Clear White (UD)	Snow White Pearl (SWP)	Morning Haze (DM4)
Steel Gray (KLG)	Fiery Red (R4R)	Azure Blue (B2R)
Interstellar Gray (AG9)	Aurora Black Pearl (ABP)	Wavy Blue (WVB) ✓

Wheels

- 

16-inch
steel cover wheels
- 

16-inch
alloy wheels
- 

17-inch
alloy wheels

≡

Exterior Colors

- Base Model
- GT-Line



Clear White (UD)	Snow White Pearl (SWP)	Morning Haze (DM4)
Steel Gray (KLG)	Fiery Red (R4R)	Azure Blue (B2R)
Interstellar Gray (AG9)	Aurora Black Pearl (ABP)	Wavy Blue (WVB) ✓

Wheels

- 

18-inch
alloy wheels
(A type)
- 

18-inch
alloy wheels
(B type)

☰ Interior Colors

Base Model

GT-Line



Medium Gray

Canyon Brown

Slate Green

Garnish
Pattern



Cloth



Embossed Cloth



Artificial Leather

☰ Interior Colors

Base Model

GT-Line



Medium Gray

Canyon Brown

Slate Green

Garnish
Pattern



Cloth



Embossed Cloth



Artificial Leather

☰ Interior Colors

Base Model

GT-Line



Medium Gray

Canyon Brown

Slate Green

Garnish
Pattern



Cloth



Embossed Cloth



Artificial Leather

☰

Interior Colors

- Base Model
- GT-Line




Medium Gray

Canyon Brown

Slate Green

Garnish Pattern



☰

Interior Colors

- Base Model
- GT-Line




Medium Gray

Canyon Brown

Slate Green

Garnish Pattern



☰

Interior Colors

- Base Model
- GT-Line




Medium Gray

Canyon Brown

Slate Green

Garnish Pattern



Embossed Cloth

Artificial Leather

☰

Interior Colors

- Base Model
- GT-Line



Medium Gray

Canyon Brown

Slate Green

Garnish Pattern



Embossed Cloth

Artificial Leather

☰

Interior Colors


Base Model

GT-Line



Onyx Black

Garnish Pattern



☰

Interior Colors


Base Model

GT-Line



Onyx Black


Garnish Pattern



≡ **Dimensions** (mm)

Base Model

GT-Line




Overall length	4,710	mm
Overall width	1,850	mm
Overall height	1,435	mm
Wheelbase	2,720	mm
Overhang (front)	895	mm
Overhang (rear)	1,095	mm

≡ **Dimensions** (mm)

Base Model

GT-Line



Overall length	4,710	mm
Overall width	1,850	mm
Overall height	1,435	mm
Wheelbase	2,720	mm
Overhang (front)	895	mm
Overhang (rear)	1,095	mm

Movement that inspires

At Kia, we believe movement inspires ideas. Great ideas come to you when you're on the move. Whether you're walking, traveling on a train or driving. It's why we create the spaces and the time you need to bring ideas to life.

All information, illustrations and specifications are accurate at the time of printing and are subject to change without notice. The models and specifications shown in this catalogue may vary from those available in your market. Contact your local Kia dealer for current information and full warranty details including terms and conditions.



Movement that inspires